

IVE GROUP LTD: Market Eye Consumer & Financials Conference Presentation

11 April 2018



BUSINESS OVERVIEW

Unparalleled offering

IVE is a vertically integrated marketing services and print communications provider. IVE enables its customers to communicate more effectively with their customers by creating, managing, producing and distributing content across multiple levels.

The marketing services and print communications industry is dynamic and constantly evolving. IVE's response to this evolution has been to maintain relevance with our customers through ongoing investment and expansion of our product and service offering.

This has been achieved through an effective combination of both organic growth initiatives and strategic acquisitions.

IVE has a leading product and service offering in Australia and holds leading positions across multiple industry sectors. IVE delivers its products and services through four operating divisions.

The logo for IVE, featuring the word "ive" in a lowercase, green, sans-serif font.The logo for Kalido, featuring the word "kalido." in a lowercase, orange, sans-serif font.The logo for Bluestar, featuring the word "bluestar" in a lowercase, blue, sans-serif font, followed by a blue star icon.The logo for Pareto Group, featuring the word "pareto" in a lowercase, black, sans-serif font, followed by the word "group" in a lowercase, blue, sans-serif font.The logo for IVEO, featuring the word "iveo" in a lowercase, teal, sans-serif font.The logo for IVE, featuring the word "ive" in a lowercase, green, sans-serif font.

BUSINESS OVERVIEW

kalido.

Harnessing customers data for better business outcomes

Kalido is a customer experience agency that helps brands prosper through creative concept development, digital services, customer analytics & marketing automation.

- **Customer analytics**

Our strategic reporting framework, predictive modelling and Customer Data Platform create actionable outcomes to increase customer value.

- **Digital experience platforms**

End-to-end delivery of cross platform digital experiences, including solutions architecture, digital design, development and ongoing support.

- **Marketing automation**

We are best in class in Salesforce and Adobe Marketing Cloud implementation and optimisation to fast track your return on investment.

- **Content**

Leveraging customer data we create personalised customer journeys and content that is relevant to your audience across different channels

Kalido partners with leading technology platforms to deliver comprehensive, fully integrated best of breed solutions that help brands to confidently navigate the path from traditional product-led marketing, to the rewards of being customer centric champions.





Australia's largest fundraising strategy, data-driven solutions and telephone fundraising agency serving the not-for-profit sector.

Pareto Fundraising

- Data-driven solutions serving the NFP sector
- Strategy development
- Creative
- Execution of multi-channel fundraising campaigns
- Multi-channel fundraising campaigns
- Annual Fundraising Benchmarking Report

Pareto Phone

- The industry leader in charity telefundraising
- Data driven telefundraising campaigns
- Campaign reporting and analysis



BUSINESS OVERVIEW



Operating across seven specialist businesses, Blue Star is Australia's most diversified business of its kind. We're a leading provider of integrated print, display, personalised communications, promotional products, warehousing and logistics services.

bluestar★**DIRECT**

Key products and services

- Data management and analytics
- Direct marketing
- E-communications

bluestar★**WEB**

Produces a wide range of printed collateral

- Magazines
- Custom publications
- Corporate material

bluestar★**PRINT**

Produces a wide range of printed collateral

- Brochures
- Flyers, booklets

bluestar★**PROMOTE**

Manages customers' promotional merchandise programs

- Creative development, sourcing, production and distribution of promotional merchandise

bluestar★**CONNECT**

Inventory management, warehousing and logistics

- Storage
- Kitting and fulfilment
- Freight management

franklin★**WEB**

Specialist catalogue producer

- Catalogue production
- Publications
- Brochures

bluestar★**DISPLAY**

Designs and manufactures point of sale collateral

- Concept, design and manufacture of temporary, semi-permanent and permanent point of sale collateral



BUSINESS OVERVIEW



IVE's managed solutions business. IVEO bundles the Company's broad range of products and services into multi-channel communication solutions for customers.

Using IVE's technology platform customers have a single point of access to IVE's product and service offering spanning from creative through to distribution.

The only scale managed solutions provider whose offer is supported by "owned" manufacturing capability across multiple sectors

IVEO's focus is on developing a deep understanding of a customer's business objectives

- Engagement typically involves dedicated account management and creative teams embedded on site with our customers.
- Enables development of communication strategies designed to engage audiences and increase return on investment



IVE GROUP DASHBOARD

The past year

1720
employees

70%
of all revenue comes
from customers using
more than one of our
divisions

46,000
online orders
despatched

3.5
BILLION
catalogues
produced

70
MILLION
electronic
direct mails

164 customer online
ordering sites

We employ 60
graphic designers

15 MILLION SMS's

Pareto Group
work with
120
Australian charities

**OVER
1 MILLION**
outbound phone
conversations on
behalf of Australian
charities

2900
customers

180
MILLION
personalised direct
marketing mail packs



FINANCIAL SNAPSHOT

Solid financial performance

Solid financial performance

- Strong revenue uplift of \$151M due to a combination of organic growth and the acquisitions of Franklin WEB, AIW and SEMA
- EBITDA of \$38.3M up 56.9%
- EBITDA margin of 10.7% to PCP of 11.8%, margin impacted by the following one-off items:
 - Outsourcing through integration period
 - Keeping AIW open during integration
- Pro forma NPAT of \$17.4M up 50.4%
- Free cash conversion of 79.4% to pro forma EBITDA
- Net debt 1.6 × full year pro forma EBITDA FY18 guidance

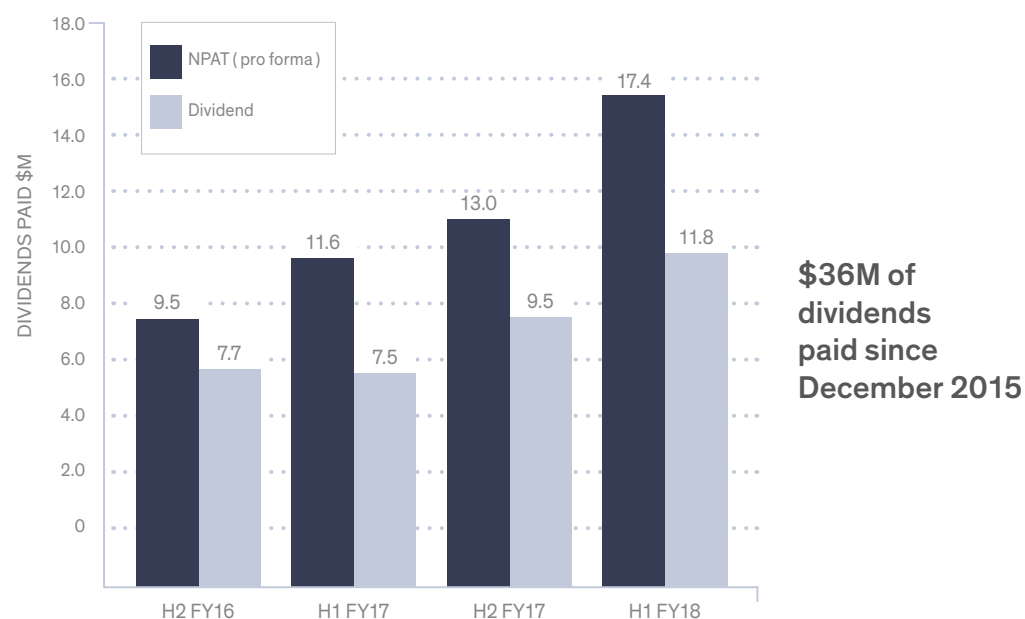
Strong dividend stream

- Dividends paid in line with dividend policy, payout ratio 65-75% of pro forma NPAT
- Interim dividend of 8 cents per share fully franked

Full year FY18 pro forma EBITDA expected to be \$72M–\$77M including contribution from SEMA



	PRO FORMA			
	Actual H1 FY2018 \$M	Actual H1 FY2017 \$M	Variance \$M	Variance %
Revenue	359.3	207.7	151.6	73.0%
EBITDA	38.3	24.4	13.9	56.9%
% of Revenue	10.7%	11.7%		
NPAT	17.4	11.6	5.8	50.4%
% of Revenue	4.8%	5.6%		



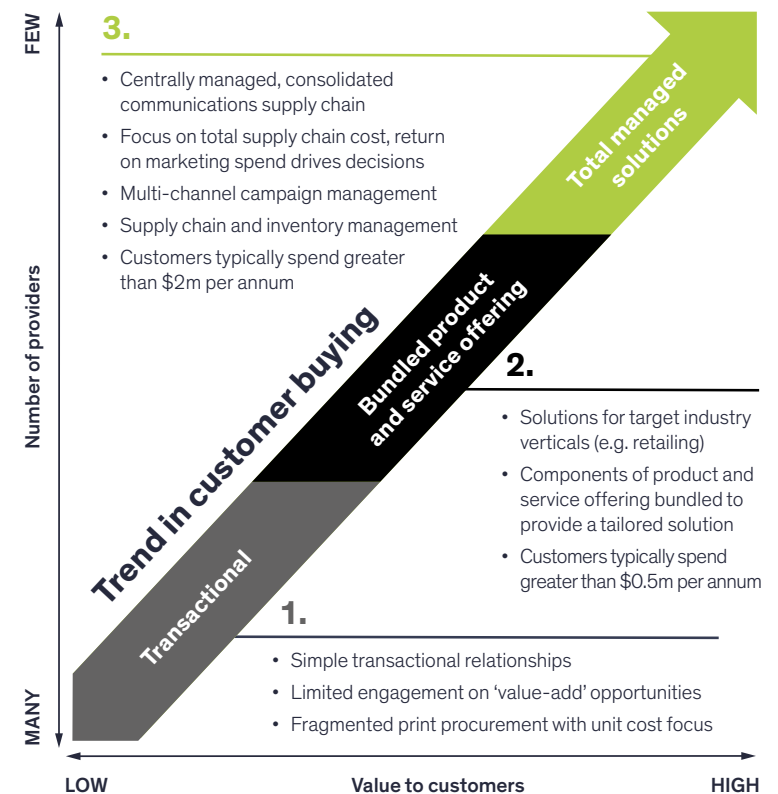
CUSTOMER ENGAGEMENT

Solutions approach

IVE adopts a solutions-based strategy with its customers. Solutions typically involve the bundling of various products and services to deliver a tailored customer outcome.

IVE provides many of its major customers with managed communication solutions that enable a total cost of ownership focus – involves a focus on improving the customer's return on total supply chain or 'ownership' cost.

This approach has resulted in strong, long-term relationships with customers and provides the opportunity to further expand the range of value added products and services offered to customers.



CUSTOMER BASE

Highly diversified across industries

Figure 13: Customer concentration
(pro forma FY2017 revenue)

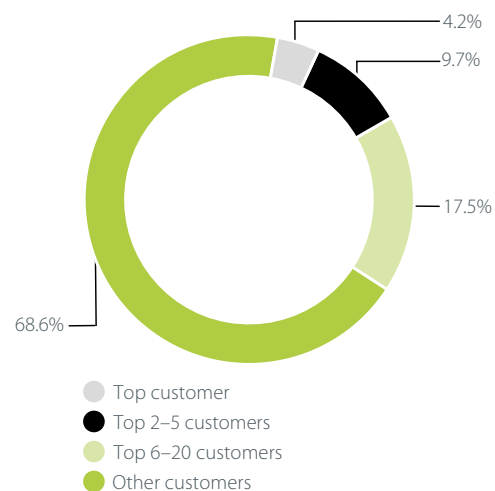


Figure 14: Top 10 customer industry exposures
(pro forma FY2017 revenue)

Sector	Sector % of Total
Retail	27.47%
Financial/Corporate Services	16.09%
Publishing	9.82%
Charity	7.61%
Other	6.07%
Tourism/Entertainment	5.54%
Government	4.53%
Manufacturing	4.38%
Telco's	2.70%
Health	2.04%

SELECTION OF KEY CUSTOMERS

Over 2900 customers with 70% of the groups revenue generated by customers using multiple products and services.
Average relationship +7 years across top 20 customers.

kalido.



bluestar 



coles



paretogroup



GREENPEACE



iveo



L'ORÉAL



CASE STUDY – Campaign launch

Vodafone NBN Campaign

Vodafone has been an IVEO client for three years. A team of four IVEO staff sit onsite with their marketing team to create and execute campaigns from catalogues to sales collateral to instore display.

Vodafone's NBN campaign is on-going. IVEO is responsible for ensuring a successful retail campaign launch in each of their 245 stores as the NBN becomes available. IVEO collaborates with five IVE business units to reach 245 stores nationally.

Strategy and execution

IVEO

- Conceptual design
- Project management for all design, production and delivery

Blue Star DISPLAY

- Site assessments and installation
- Creative adaptation of design to each site
- Production of window decals and large format collateral
- Batched print on demand for successive rollout

Blue Star PRINT

- Sheetfed production of marketing collateral including brochures, flyers

Blue Star WEB

- Catalogue production

Blue Star CONNECT

- Kitting and distribution of collateral to all sites.

Technology platforms

- IVEStore (inventory ordering) and IVETactical (local area marketing).
- Seamless ordering integration with Vodafone's internal Visual Merchandising Platform "VStyle" to streamline engagement with their CoCo network.



CASE STUDY – Individual Request Solution

Beyond Blue

beyondblue has been a client since 2012. We service beyondblue's full marketing supply chain; creative, print management, direct mail, promotional, warehousing and logistics requirements. Our account management team of two are situated at our IVEO Richmond Hub, and a dedicated helpdesk is located in our CONNECT Hub at Erskine Park.

IVE's online ordering platform is seamlessly integrated into Beyond Blue's website. Organisations, call centre helpers and the general public access and order products. These requests are picked and mailed direct to the individuals

IVEO – Supply Chain Management, Creative

Blue Star PRINT – Brochures, Flyers, Booklets, Posters

Blue Star PROMOTE – Wrist Bands, Bags, Badges, Campaign Merchandise

Blue Star DIRECT – Fundraising Mailpacks

Blue Star DISPLAY – Banners, Media Walls, Flags, Stands

Blue Star CONNECT – Call Centre, Kitting, Warehouse, Logistics

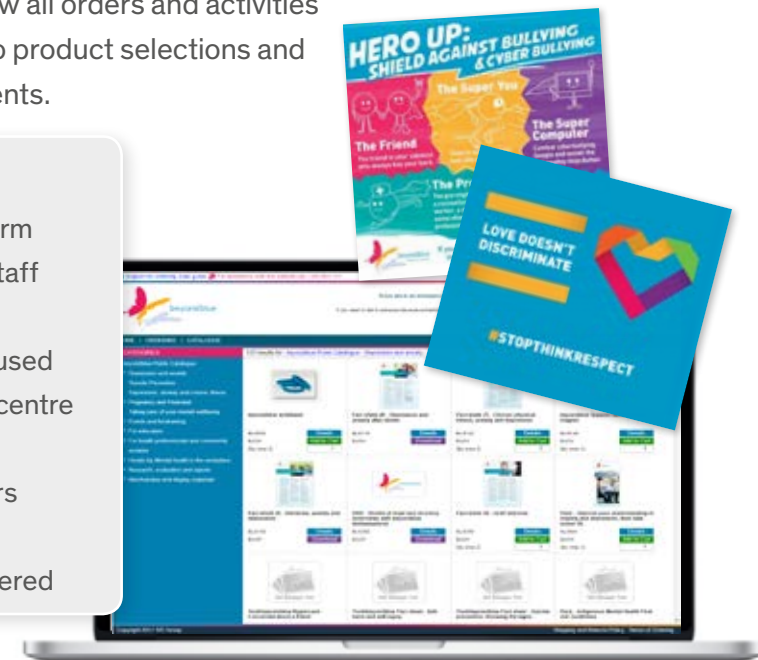
Underpinned by HIVE

- IVEContent (Digital Asset Management)
- IVEStore (Inventory Ordering)
- Engaging 31,000 registered health-focused professionals and unregistered members of the public.
- Data feedback – review all orders and activities to provide insights into product selections and suggested improvements.



In Summary (2017)

- 1 HIVE ordering platform
- 2 dedicated support staff
- 282 products printed
- 700 products warehoused
- 2,305 calls to our call centre
- 12,500 placed orders
- 31,721 registered users
- 42,926 lines picked
- 2,351,171 pieces delivered



CASE STUDY – One customer, many touchpoints

Woolworths

Monthly campaigns executed in over 1,000 stores nationally and engagement with over 7 million customers.



bluestar*PRINT

- Commercial Printing of booklets, brochures and flyers



bluestar*WEB

- Large volume printing of booklets



bluestar*DISPLAY

- Wide Format Digital Print, 3D Point of Sale/ temporary display and Permanent Display



bluestar*DIRECT

- Direct Mail, Personalised Communications and Loyalty card fulfilment



(Everyday Rewards)

bluestar*PROMOTE

- Campaign Merchandise



bluestar*CONNECT

- Kitting & Distribution



WELL PLACED FOR LONG-TERM GROWTH

Growth from multiple sources

New customer origination

- Highly customer centric culture, with a track record of success
- Sales focused executive team

Growing share of wallet with existing customers

- Broad range of products and services provides an excellent platform to grow

Capital expenditure to deliver productivity gains

- Strong focus on driving operational efficiency

Disciplined acquisition program

- The Group has had an active acquisition program over the past 4 years
- A combination of bolt ons and product expansion acquisitions has positioned the business well

Addition of new products and services

- Specific new product and service opportunities identified across the marketing process

Track record since listing in December 2015 of meeting all financial targets and operational milestones.

The last 4 years of diversification has positioned the Group well for long-term Growth.



DISCLAIMER

No recommendation, offer, invitation or advice

This presentation contains general information about the activities of IVE Group Limited (IVE) which is current as at 31 December 2017. It is in summary form and does not purport to be complete. It presents financial information on both a statutory basis (prepared in accordance with Australian accounting standards which comply with International Financial Reporting Standards (IFRS) as well as information provided on a non-IFRS basis. This presentation is not a recommendation or advice in relation to IVE or any product or service offered by IVE's subsidiaries.

This presentation is not intended to be relied upon as advice to investors or potential investors, and does not contain all information relevant or necessary for an investment decision. It should be read in conjunction with IVE's other periodic and continuous disclosure announcements filed with the Australian Securities Exchange, and in particular the Half Year to 31 December 2017. These are also available at www.ivegroup.com.au. Investors and potential investors should make their own independent assessment of the information in this presentation and obtain their own independent advice from a qualified adviser having regard to their objectives, financial situation and needs before taking any action.

Disclaimer

No representation or warranty, express or implied, is made as to the accuracy, adequacy or reliability of any statements, estimates or opinions or other information contained in this presentation. To the maximum extent permitted by law, IVE, its subsidiaries and their respective directors, officers, employees and agents disclaim all liability and responsibility for any direct or indirect loss or damage which may be suffered by any recipient through use of or reliance on anything contained in or omitted from this presentation. No recommendation is made as to how investors should make an investment decision. Investors must rely on their own examination of IVE, including the merits and risks involved. Investors and potential investors should consult with their own professional advisors in connection with any investment decision in relation to IVE securities.

Forward looking statements

The information in this presentation is for general information only. To the extent that certain statements contained in this presentation may constitute "forward-looking statements" or statements about "future matters", the information reflects IVE's intent, belief or expectations at the date of this presentation. Subject to any continuing obligations under applicable law or any relevant listing rules of the Australian Securities Exchange, IVE disclaims any obligation or undertaking to

disseminate any updates or revisions to this information over time. Any forward-looking statements, including projections, guidance on future revenues, earnings and estimates, are provided as a general guide only and should not be relied upon as an indication or guarantee of future performance. Forward-looking statements involve known and unknown risks, uncertainties and other factors that may cause IVE's actual results, performance or achievements to differ materially from any future results, performance or achievements expressed or implied by these forward-looking statements.

Investment risk

Any investment in IVE securities is subject to investment and other known and unknown risks, some of which are beyond the control of IVE. Any forward-looking statements, opinions and estimates in this presentation are based on assumptions and contingencies which are subject to change without notice, as are statements about market and industry trends, which are based on interpretations of current market conditions. For example, the factors that are likely to affect the results of IVE include, but are not limited to, general economic conditions in Australia, exchange rates, competition in the markets in which IVE operates or may operate and the inherent regulatory risks in the businesses of IVE. Neither IVE, nor any other person, gives any representation, assurance or guarantee that the occurrence of the events expressed or implied in any forward-looking statements in this presentation will actually occur. In addition, please note that past performance is no guarantee or indication of future performance.

Jurisdiction

This presentation does not constitute an offer to issue or sell, or solicitation of an offer to buy, any securities or other financial products in any jurisdiction. The distribution of this presentation outside Australia may be restricted by law. Any recipient of this presentation outside Australia must seek advice on and observe any such restrictions. This presentation may not be reproduced or published, in whole or in part, for any purpose without the prior written permission of IVE.

This presentation does not constitute an offer to sell, or a solicitation of an offer to buy, any securities in the United States. Any such securities have not been, and will not be, registered under the U.S. Securities Act of 1933 (Securities Act), or the securities laws of any state or other jurisdiction of the United States and may not be offered or sold, directly or indirectly, in the United States or to, or for the account or benefit of, persons in the United States, except in a transaction exempt from, or not subject to, registration under the Securities Act and applicable US state securities laws.



ive

